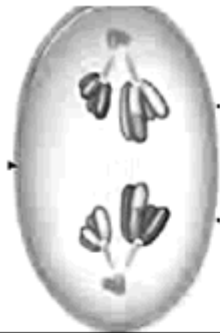


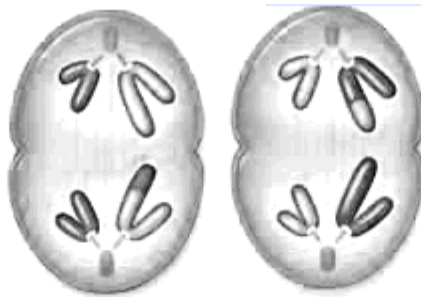
Name: \_\_\_\_\_

### Label the Phases of Meiosis

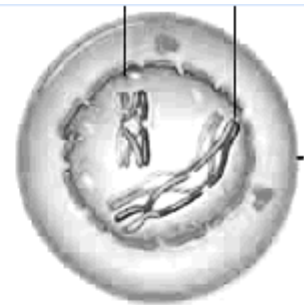
Name of Phase	Description
1.	Homologous chromosomes pair up and form tetrad
2.	Spindle fibers move homologous chromosomes to opposite sides
3.	Nuclear membrane reforms, cytoplasm divides, 4 daughter cells formed
4.	Chromosomes line up along equator, not in homologous pairs
5.	Crossing-over occurs
6.	Chromatids separate
7.	Homologs line up alone equator
8.	Cytoplasm divides, 2 daughter cells are formed



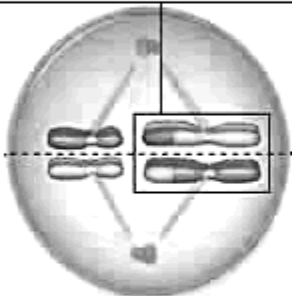
1.




2.



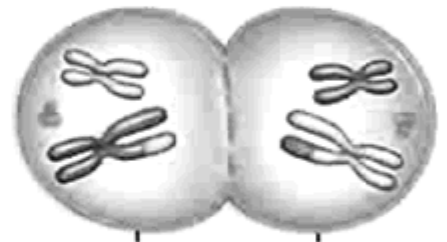
3.



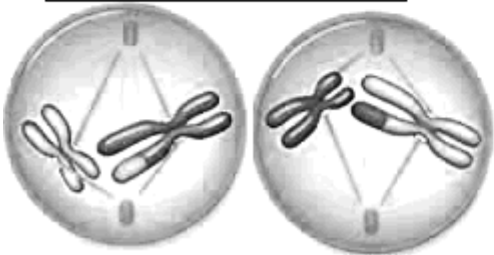
4.



5.



6.



7.



8.

