







Name:

Date:

NATURAL SELECTION

SENSE CHART

| | |
|---|---|
|  | <p>For some organisms, survival of the fittest can come down to who has the keenest senses. Using a chimpanzee as an example, explain how differences in each of the five senses could drive natural selection.</p> |
|  SIGHT | <p>.....</p> <p>.....</p> <p>.....</p> |
|  HEARING | <p>.....</p> <p>.....</p> <p>.....</p> |
|  TOUCH | <p>.....</p> <p>.....</p> <p>.....</p> |
|  TASTE | <p>.....</p> <p>.....</p> <p>.....</p> |
|  SMELL | <p>.....</p> <p>.....</p> <p>.....</p> |