

Simple Machine Challenge

Part 1: Simple Machine Scavenger Hunt

Simple machines are everywhere! Look around, or think about places you know well, like your home or school. Find 5 simple machines you see and/or use. Identify the kind of simple machine and describe how each is used.

1:

Object name: _____

Simple machine: _____


How it's used:

2:

Object name: _____

Simple machine: _____

How it's used:



Name: _____ Date: _____

3:

Object name: _____

Simple machine: _____

How it's used:

4:

Object name: _____

Simple machine: _____

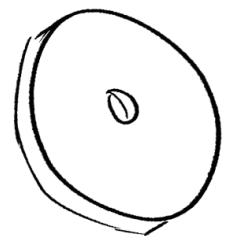
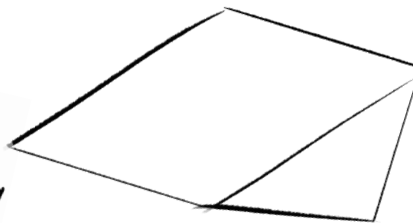
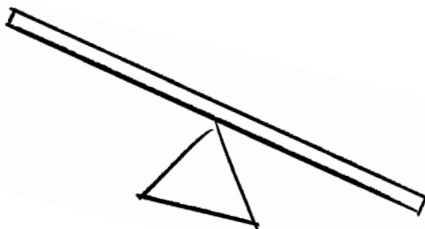
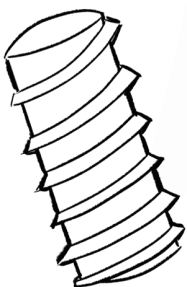
How it's used:

5:

Object name: _____

Simple machine: _____

How it's used:



Part 2: Invent a Compound Machine

Think of a task that requires work. It could be something like turning on a light, flipping a page in a book or watering a plant. Describe it below. Then, design a compound machine that could be used to do that task. Draw a diagram in the space below. Label the simple machines it includes.

Remember your compound machine must have two or more simple machines.

Task:

Compound machine name: _____

Compound machine diagram (draw and label the simple machines):



Compound machine description:
